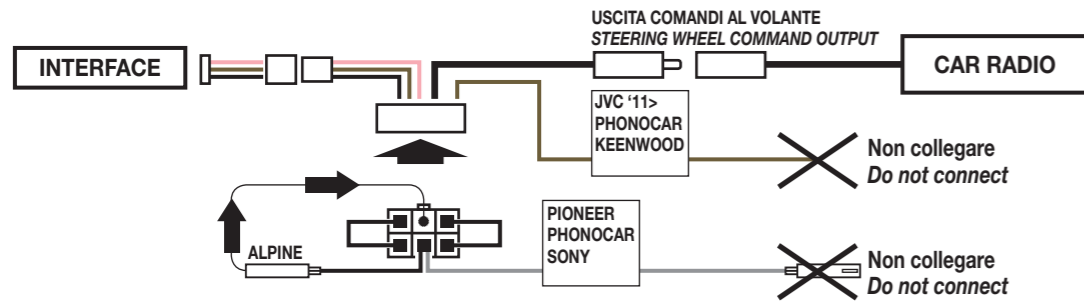
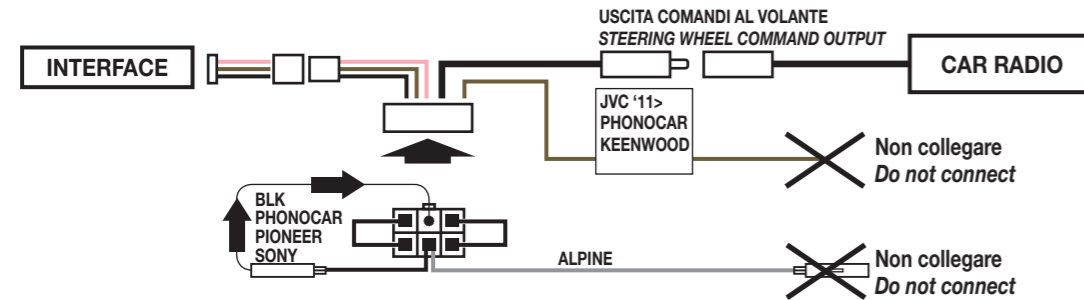


**ALPINE**



**BLAUPUNKT NEW YORK serie 800 - SAN DIEGO serie 530 - PHONOCAR VM025 - VM026 - VM040 - VM041 - VM051  
 PIONEER - SONY**



**ATTENZIONE:** Con i prodotti Phonocar VM051, Blaupunkt New York 800 e San Diego 530 dopo aver programmato la centralina, memorizzare i comandi al volante seguendo le indicazioni del libretto di istruzioni dell'autoradio capitolo "PROGRAMMAZIONE COMANDI AL VOLANTE".

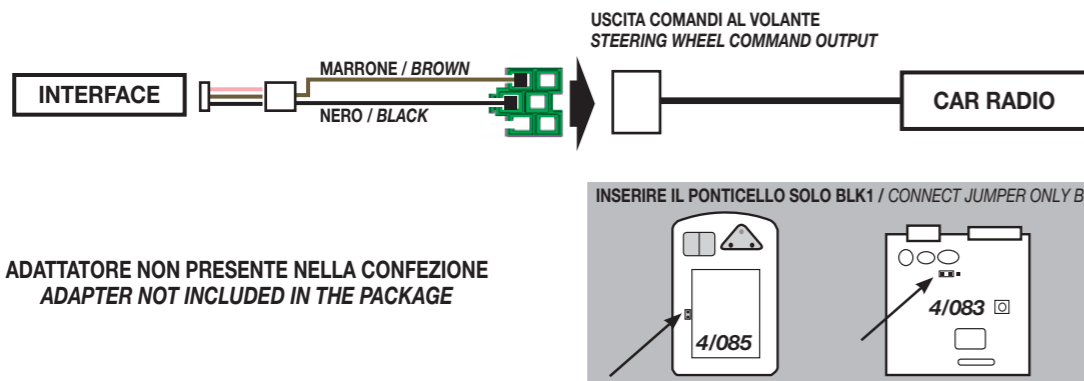
**IMPORTANT** for PHONOCAR-model VM051, Blaupunkt NewYork 800 and SanDiego 530: After having programmed the central-box, please MEMORIZE the steering-wheel commands by following the related INSTRUCTIONS you find in the radio-Manual, chapter "Programming the Steering-Wheel Commands".

**ATTENTION:** avec les produits Phonocar VM051, Blaupunkt New york 800 et San Diego 530, après avoir programmé le boîtier, mémoriser les commandes au volant en suivant les instructions de la notice de l'autoradio au chapitre «Programmation commandes au volant».

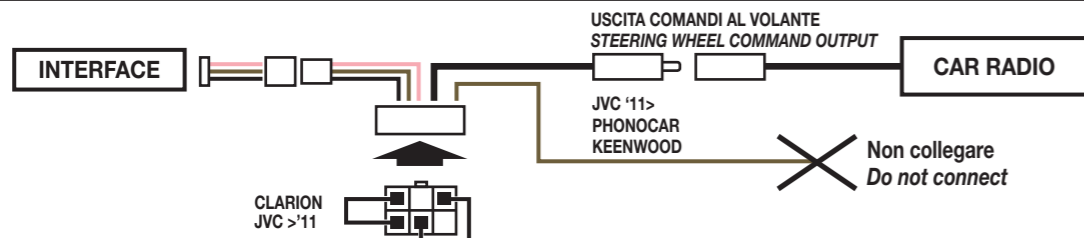
**WICHTIG** für PHONOCAR-Modell VM051, Blaupunkt NewYork800 und SanDiego530: Nachdem Sie die Zentraleinheit programmiert haben, bitte die Lenkrad-Steuerungen EINSPEICHERN, indem Sie die ANWEISUNGEN befolgen, lt. Radio-Handbuch, Abschnitt "PROGRAMMIERUNG DER LENKRAD-STEUERUNGEN".

**ATENCIÓN:** Con los productos Phonocar VM051, Blaupunkt New York 800 e San Diego 530 después de programar la unidad, ajustar los Mandos de Volante siguiendo el manual de instrucciones del radio de coche "MANDOS DE VOLANTE".

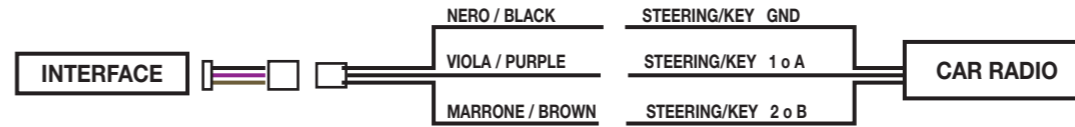
**BLAUPUNKT MODELLI SENZA COMANDI AL VOLANTE INTEGRATI RESISTIVI**



**CLARION - JVC >'11 - PHONOCAR VM024 >'12 - VM029 - VM033 - VM034 - VM037 - VM043 - VM044**



**BAUPUNKT MODELLI ISO NORM - PHONOCAR VM039 - VM056 - VM067**



**ATTENZIONE:** Dopo aver programmato la centralina, memorizzare i comandi al volante seguendo le indicazioni del libretto di istruzioni dell'autoradio capitolo "PROGRAMMAZIONE COMANDI AL VOLANTE".

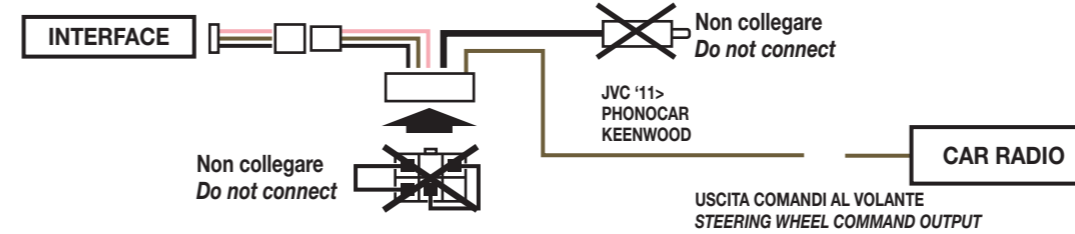
**IMPORTANT** After having programmed the central-box, please MEMORIZE the steering-wheel commands by following the related INSTRUCTIONS you find in the radio-Manual, chapter "Programming the Steering-Wheel Commands".

**ATTENTION:** après avoir programmé le boîtier, mémoriser les commandes au volant en suivant les instructions de la notice de l'autoradio au chapitre "PROGRAMMATION COMMANDES AU VOLANT".

**WICHTIG** Nachdem Sie die Zentraleinheit programmiert haben, bitte die Lenkrad-Steuerungen EINSPEICHERN, indem Sie die ANWEISUNGEN befolgen, lt. Radio-Handbuch, Abschnitt "PROGRAMMIERUNG DER LENKRAD-STEUERUNGEN".

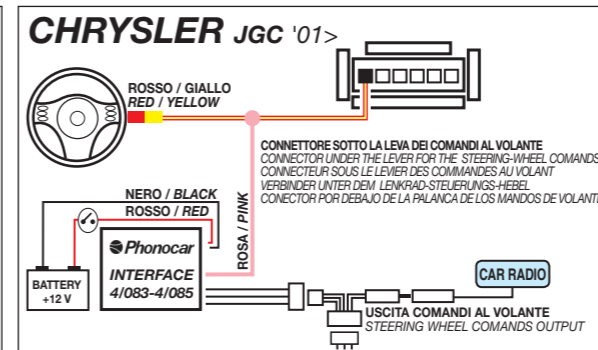
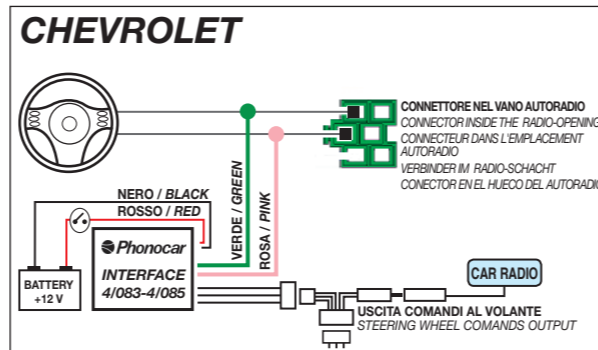
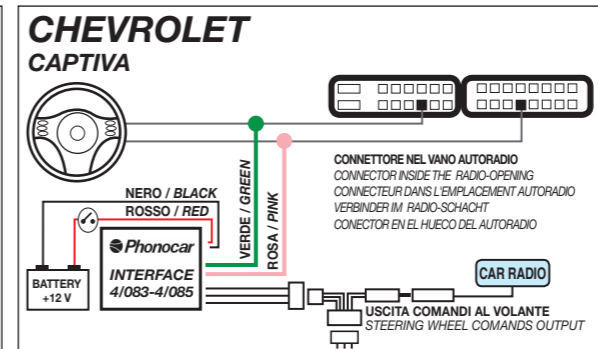
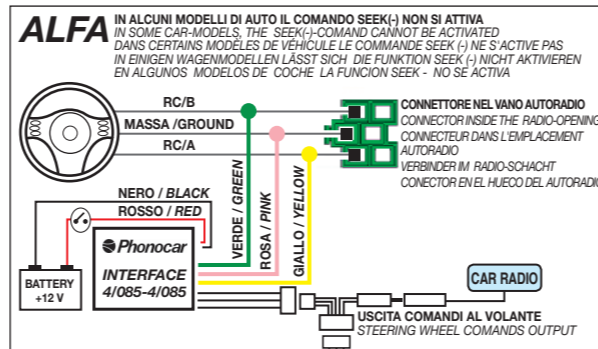
**ATENCIÓN:** Después de programar la unidad, ajustar los mandos en el volante siguiendo el manual de instrucciones del radio de coche "VOLANTE DE PROGRAMACIÓN".

**CLARION - JVC 11> - PHONOCAR VM022 - VM024'13> - VM030 - VM031 - VM032 - VM036 - VM066**



**ATTENZIONE • ATTENTION • HINWEIS • ATENCION**

- I DISEGNI DEI CONNETTORI RIPRODUCONO IL LATO USCITA CAVI. IL COLORE DEI CAVI ORIGINALI PER I COMANDI AL VOLANTE PUÒ VARIARE, IN QUESTO CASO COLLEGARSI RISPETTANDO LA POSIZIONE DEI CAVI SUL CONNETTORE.**
- THE CLAMP-HOLDERS ARE SHOWN FROM THE CABLES-EXIT. THE COLOUR OF THE ORIGINAL STEERING-WHEEL COMMANDS-CABLES MAY BE DIFFERENT. IF SO, PLEASE CONNECT CABLES IN DUE RESPECT OF THE CABLE-POSITIONS FORESEEN ON THE CLAMP-HOLDER.**
- LES DESSINS DES CONNECTEURS MONTRENT LA SORTIE DES CÂBLES LA COULEUR DES CÂBLES ORIGINAUX DES COMMANDES AU VOLANT PEUT CHANGER DANS CE CAS, SE CONNECTER EN RESPECTANT LA POSITION DES CÂBLES SUR LE CONNEXEUR.**
- DIE KLEMMENHALTER SIND VOM KABEL-AUSGANG AUS BETRACHTET. DIE ORIGINAL-KABEL-FARBE DER LENKRAD-STEUERUNGEN, KÖNNTE ANDERS SEIN. IN SOLCH EINEM FALLE, DIE KABEL NACH VORGABE DES KLEMMENHALTERS ANLEGEN.**
- LOS DIBUJOS DE LOS CONECTORES REPRODUCEN EL LADO DE SALIDA DE LOS CABLES. EL COLOR DE LOS CABLES ORIGINALES PARA LOS MANDOS DE VOLANTE PUEDEN VARIAR, EN ESTE CASO CONECTARSE RESPETANDO LA POSICION DE LOS CABLES EN EL CONECTOR.**

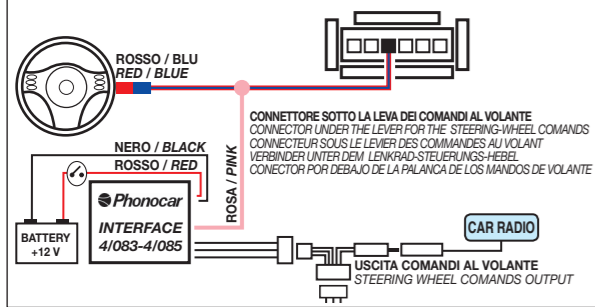


**CONNESSIONI  
 CONNECTION  
 VERBINDUNGEN  
 CONEXIONES**

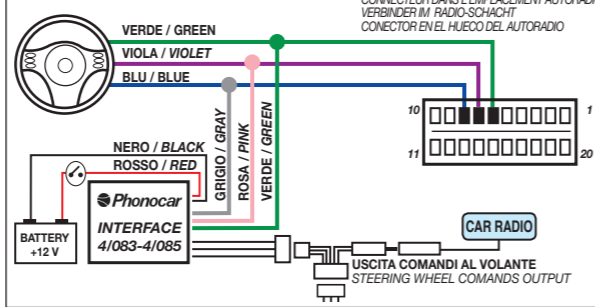
**A > K**

**04083-04085**

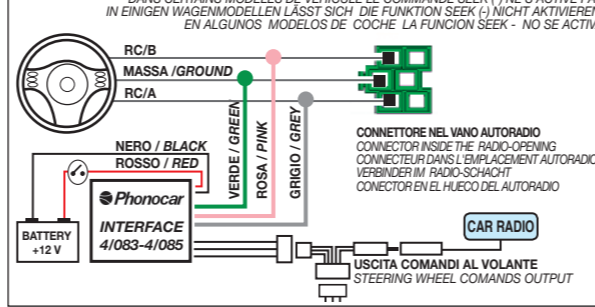
### CHRYSLER CHEROKEE '03>'04 - '04>'05



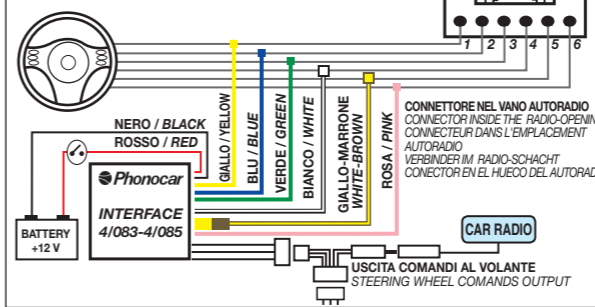
### DAIHATSU TERIOS '09>



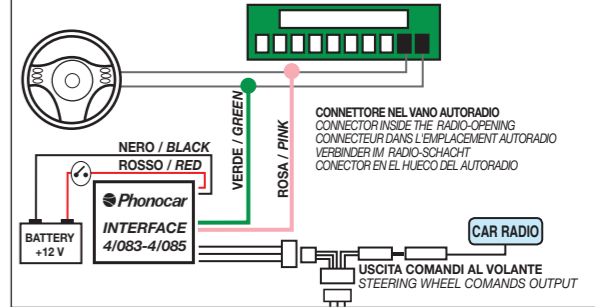
### FIAT



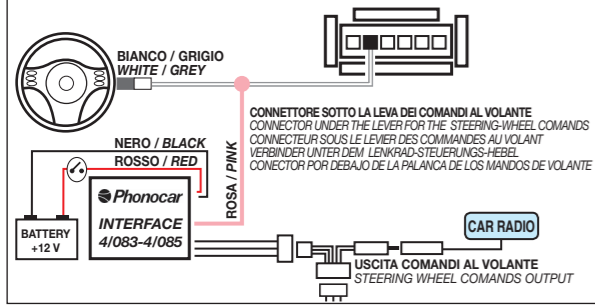
### FORD MONDEO '03>



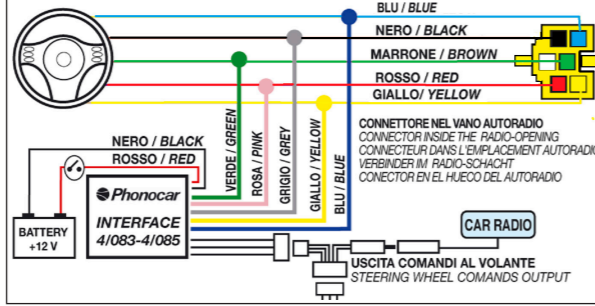
### HONDA CIVIC '07> - CR-V '06> - FR-V



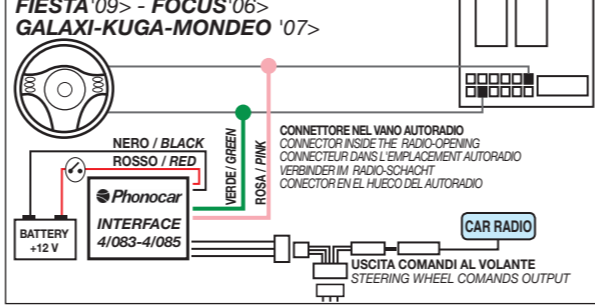
### CHRYSLER VOYAGER '01>



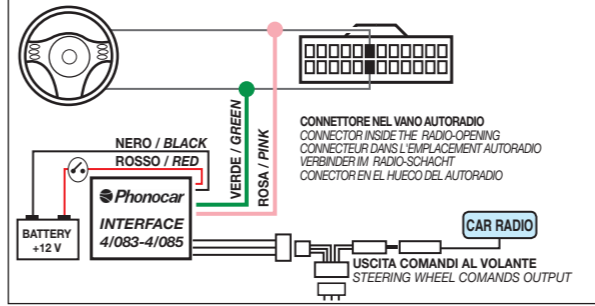
### DACIA DUSTER - LOGAN >2012



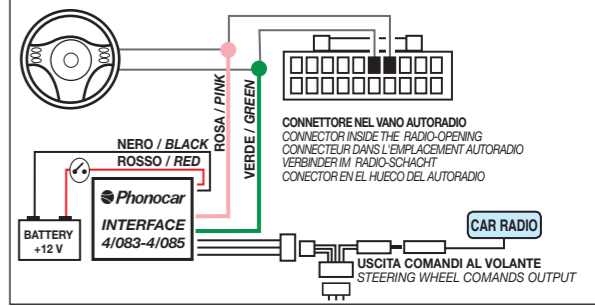
### FORD C-MAX - S-MAX FIESTA '09> - FOCUS '06> GALAXI-KUGA-MONDEO '07>



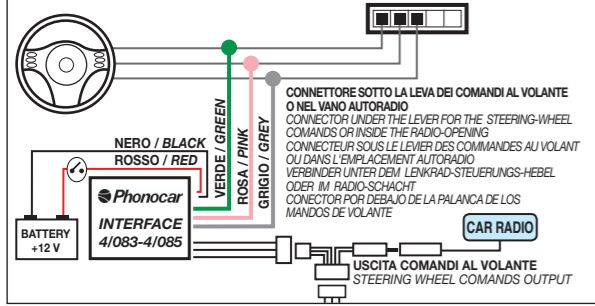
### HYUNDAI SANTA FE '09>



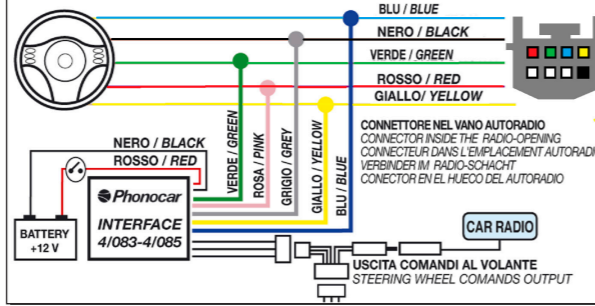
### HONDA CIVIC '06>



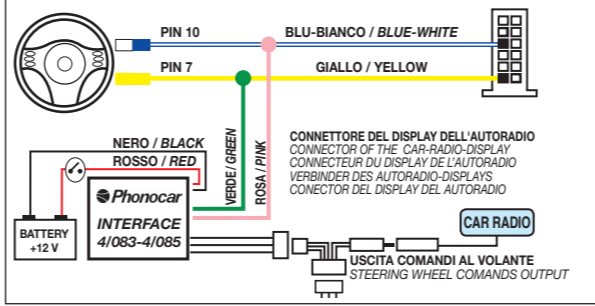
### CITROËN >'02



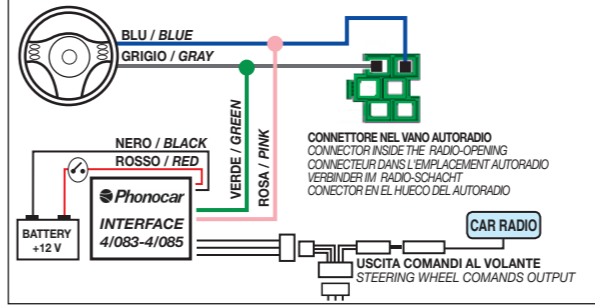
### DACIA DUSTER - LOGAN 2012>



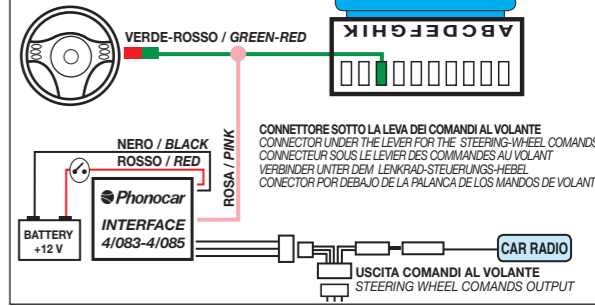
### FORD C-MAX >'10



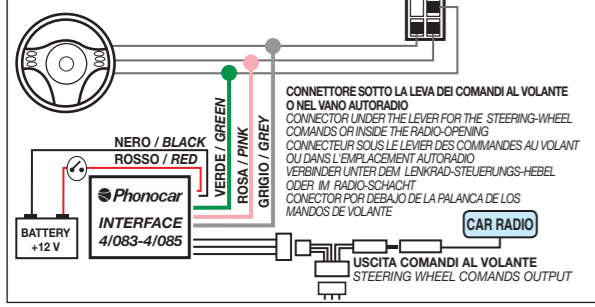
### HYUNDAI SANTAFÉ '09> - ix35 (ISO)



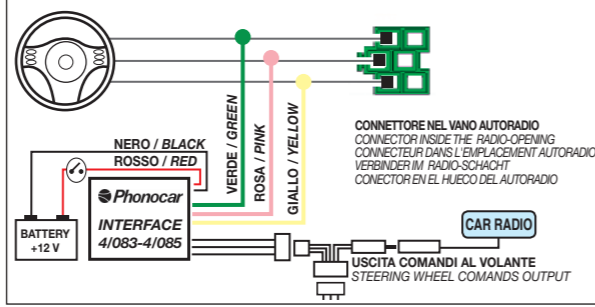
### HUMMER H2



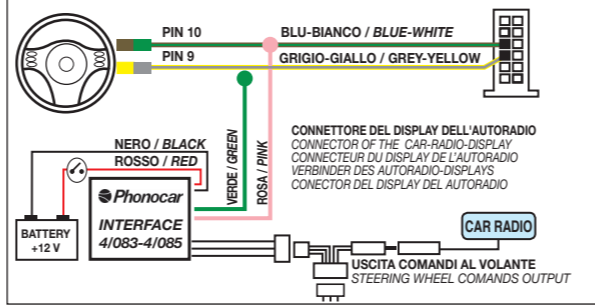
### CITROËN >'02



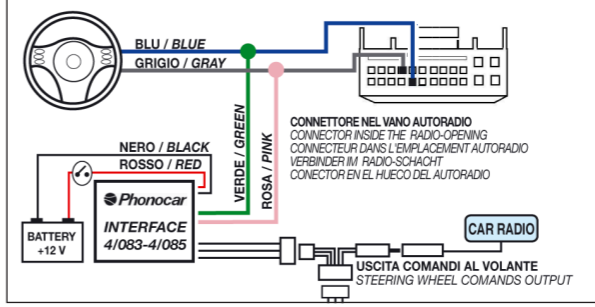
### FIAT DUCATO >'12



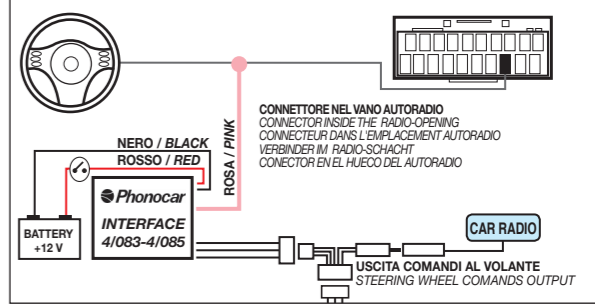
### FORD FIESTA >'08



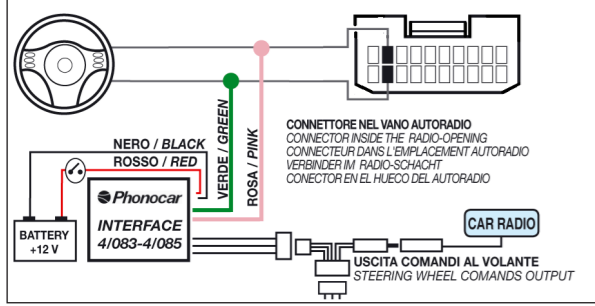
### HYUNDAI ix20'11> - ix35 '11>



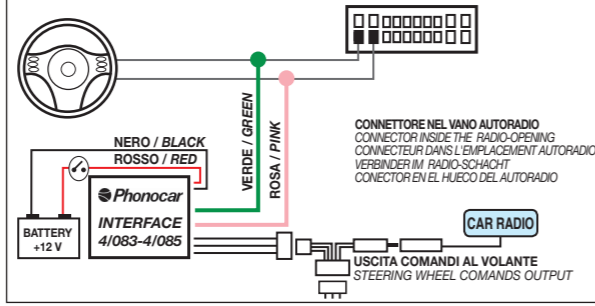
### JAGUAR



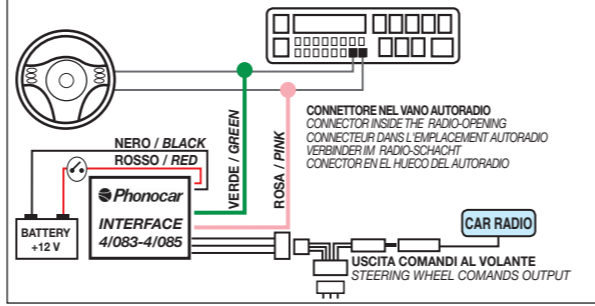
### CITROËN C-CROSSER



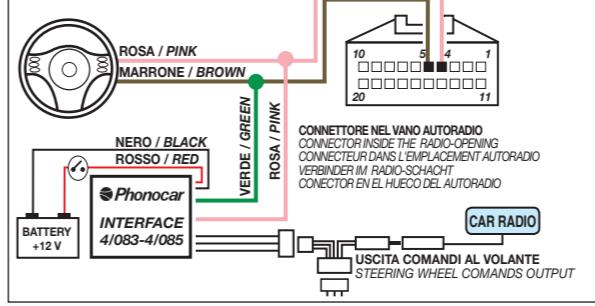
### FIAT SEDICI



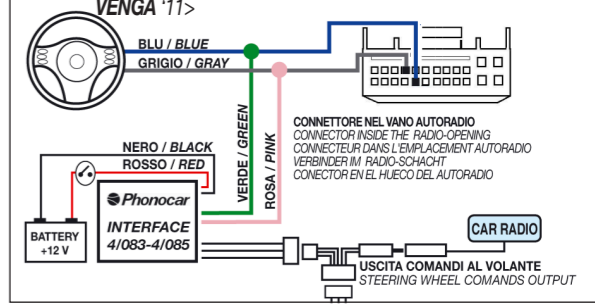
### FORD FOCUS '06 - FIESTA '06



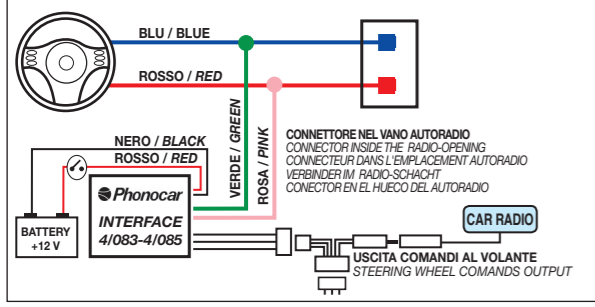
### HONDA CR-V '07>



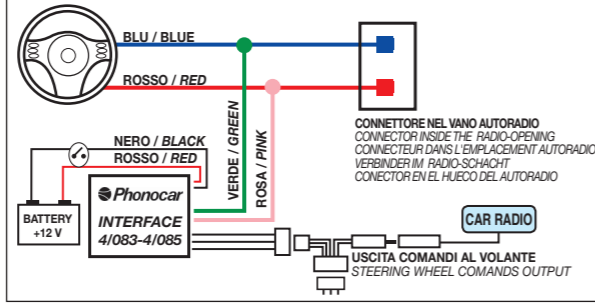
### KIA SPORTAGE '10> - SORENTO '11> - RIO '11> - PICANTO '11> VENZA '11>



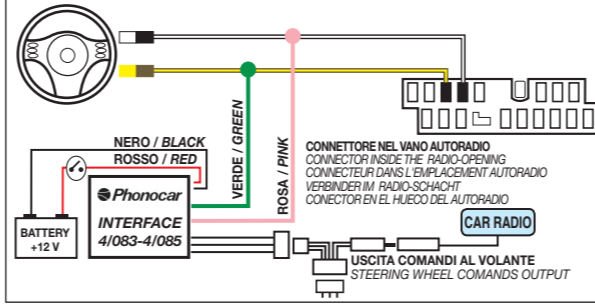
### CITROËN EVASION >'04



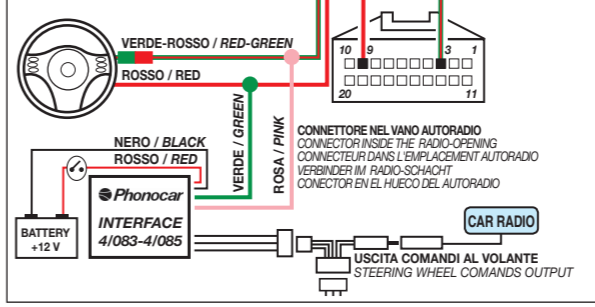
### FIAT ULISSE >'04



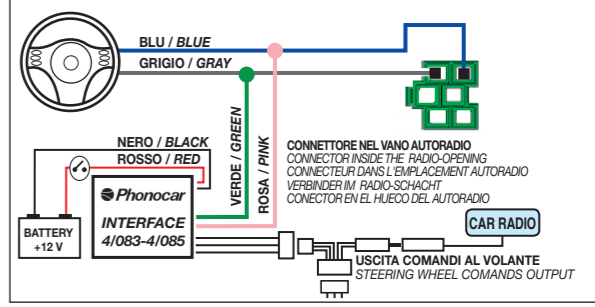
### FORD FOCUS '02

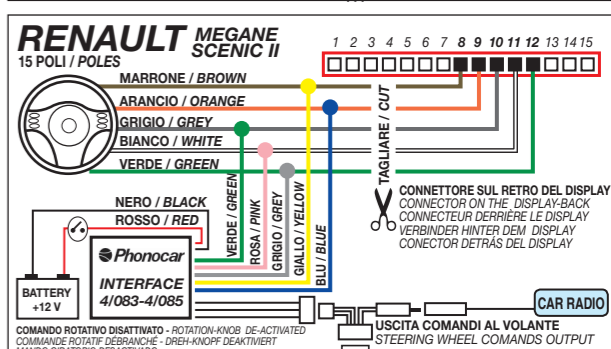
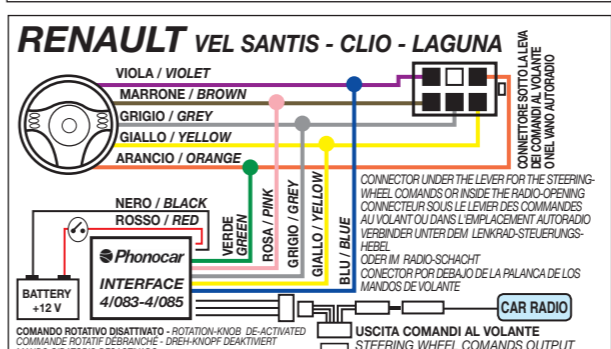
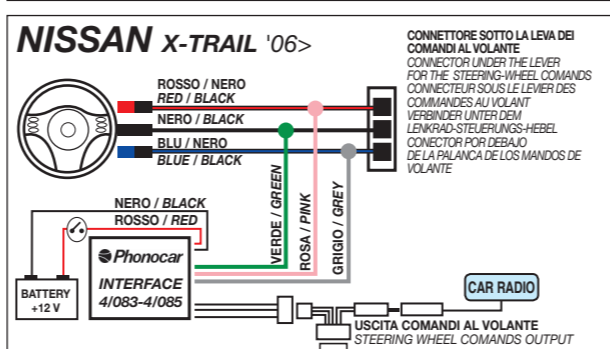
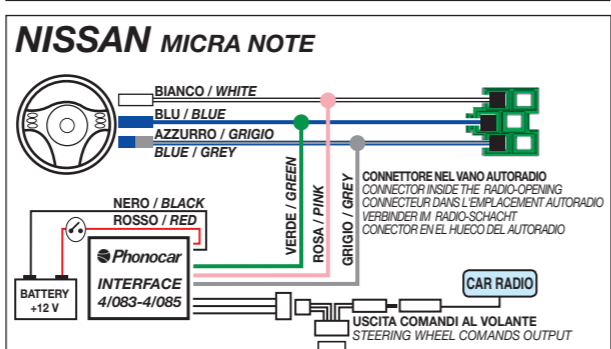
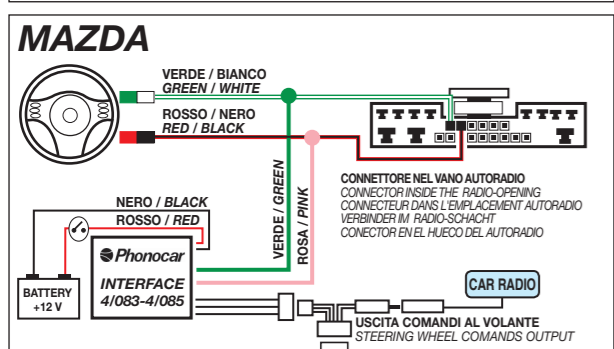
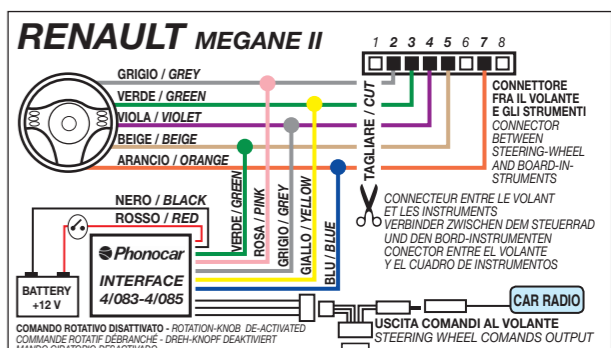
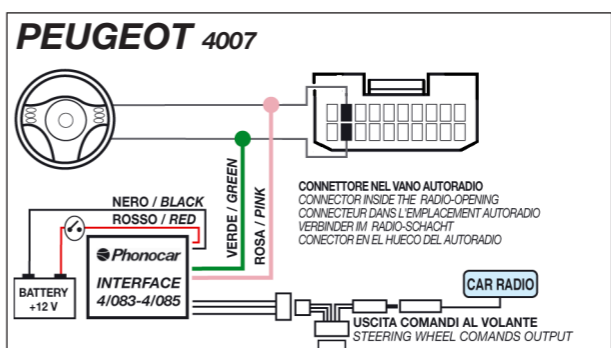
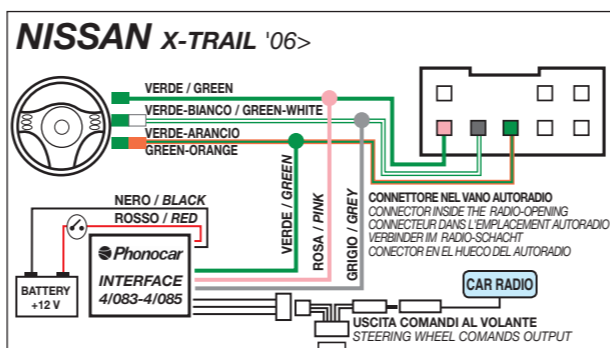
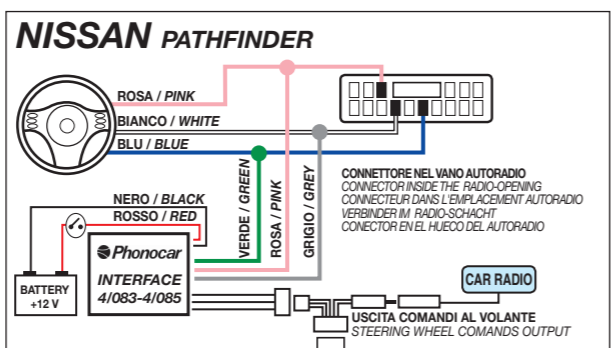
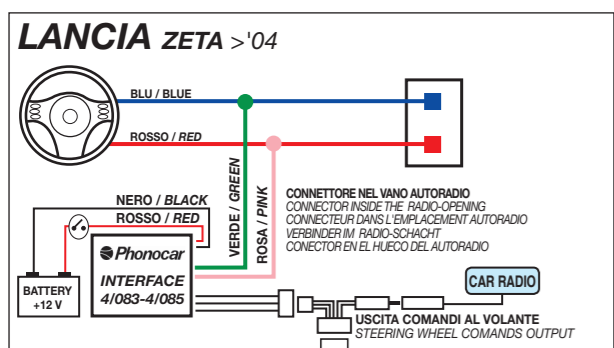
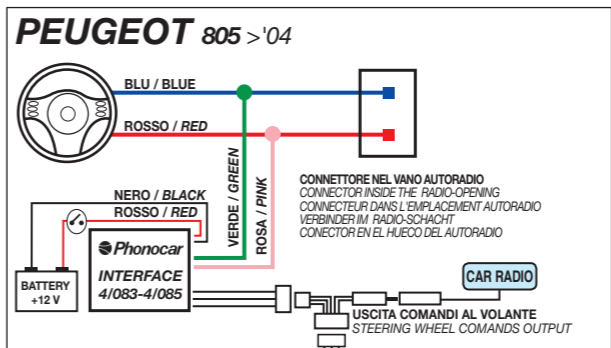
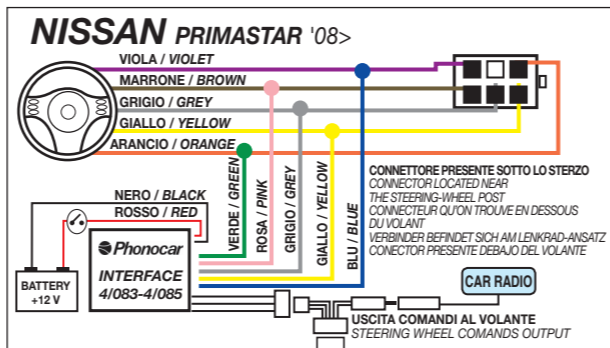
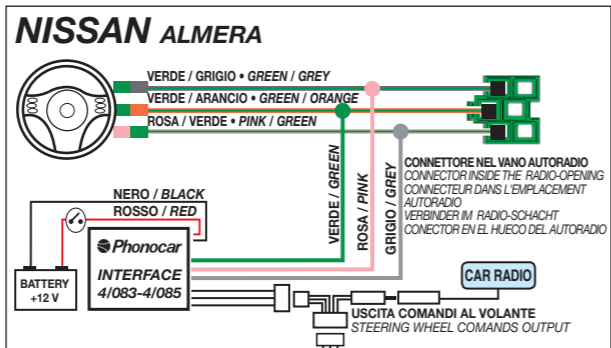
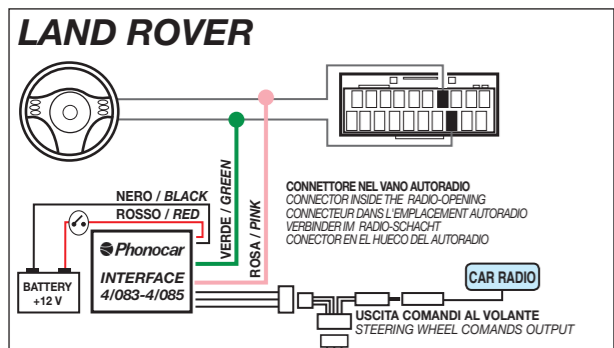
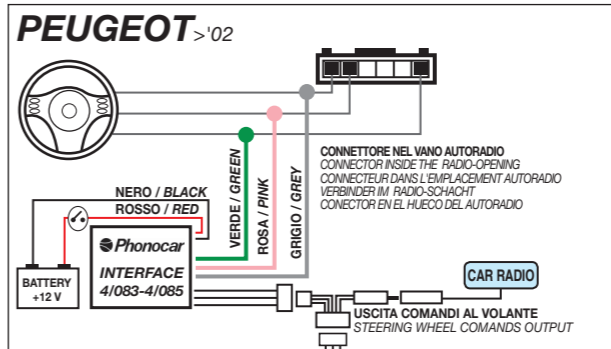
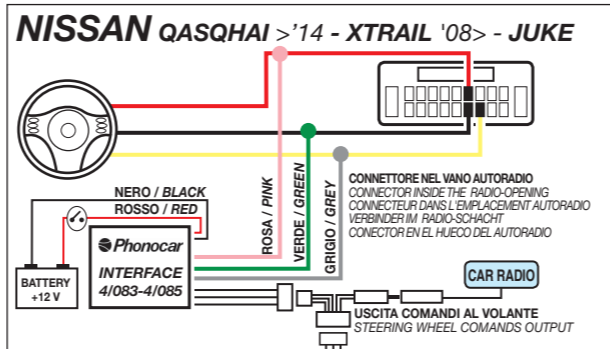
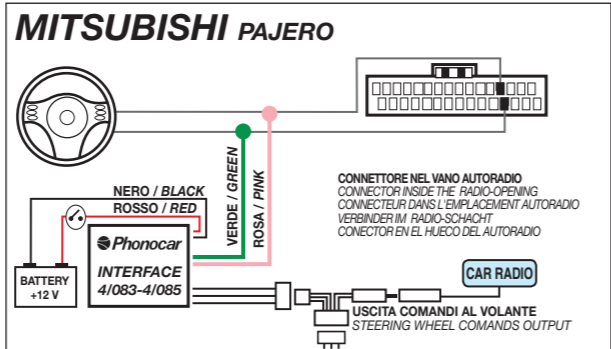
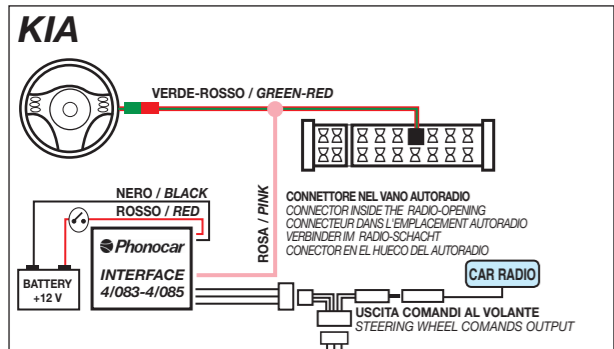
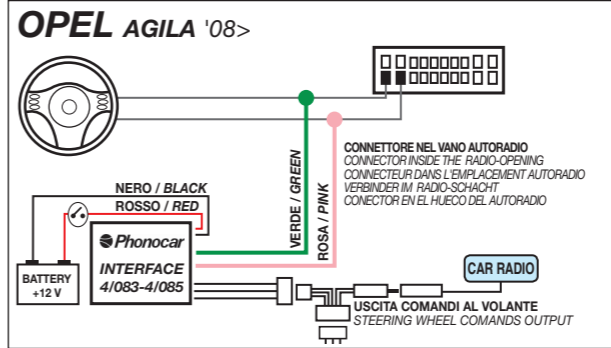
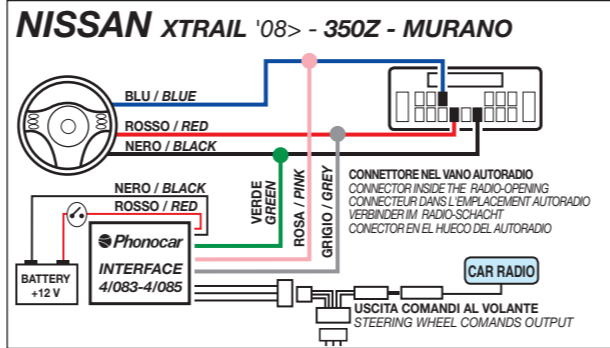
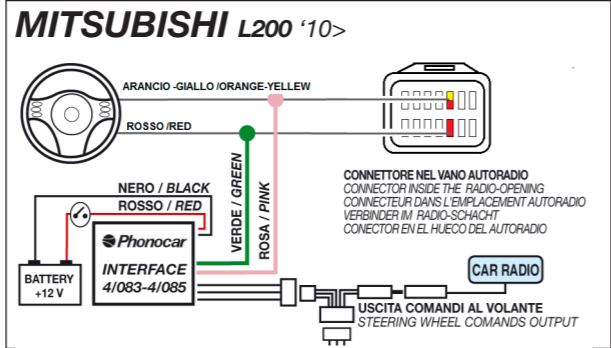
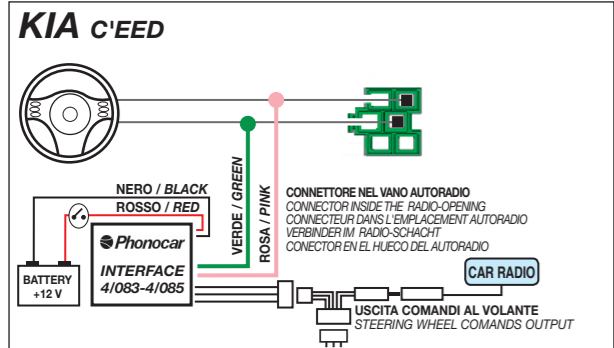
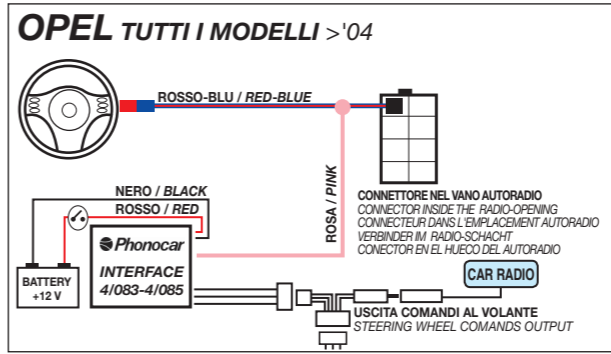
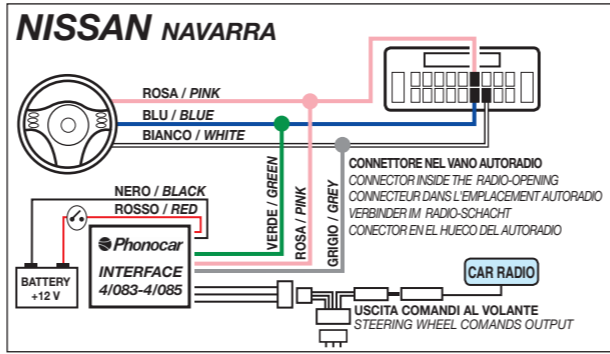
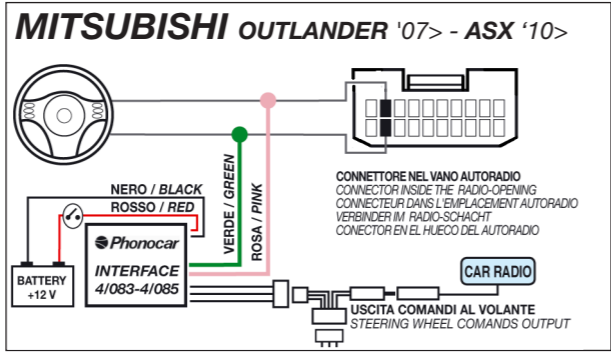
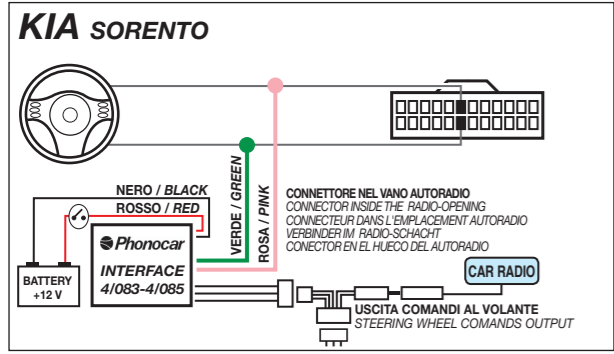


### HONDA CR-V '07>



### KIA SORENTO 2010





**CONNESSIONI  
CONNECTION  
VERBINDUNGEN  
CONEXIONES**

**K > Z**  
**04083-04085**

